

# FLUKE®

## Fluke 1735 Power Logger

Performs electrical load studies, energy consumption testing, and general power quality logging



**Fluke.** *Keeping your world up and running.™*

**Fluke Corporation**  
P.O. Box 9090  
Everett, WA USA 98206

**Fluke Europe B.V.**  
P.O. Box 1186  
5602 BD Eindhoven  
The Netherlands

**For more information call:**  
In the U.S.A. (800) 443-5853  
or Fax (425) 446-5116  
In Europe/M-East/Africa  
+31 (0)40 2 675 200  
or Fax +31 (0)40 2 675 222  
In Canada (905) 890-7600  
or Fax (905) 890-6866  
From other countries +1 (425) 446-5500  
or Fax +1 (425) 446-5116

Visit us on the worldwide web at:  
**www.fluke.com**

**Fluke (UK) Ltd.**  
52 Hurricane Way  
Norwich  
Norfolk  
NR6 6JB  
United Kingdom  
Tel.: (020) 7942 0700  
Fax: (020) 7942 0701  
E-mail: industrial@uk.fluke.nl

Visit us on the worldwide web at:  
**www.fluke.co.uk**

© Copyright 2006, Fluke Corporation. All rights reserved.  
Printed in the Netherlands 06/06  
Data subject to alteration without notice.

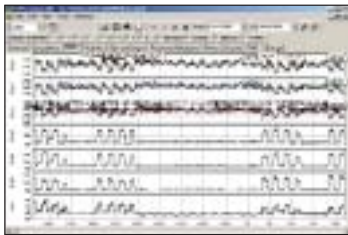
Pub\_ID: 11117-eng

# Fluke 1735 Power Logger

FLUKE®



Fluke 1735



View recorded data in simple graphs and tables with Fluke Power Log software.



Customize the report generator to easily generate professional looking reports.



## Included Accessories

Soft carrying case, 4 flexible current probes (15 A/150 A/3000 A), Power Log software, Voltage leads and clips, Color localization set, PC interface cable, International ac adapter (115/230 V, 50/60 Hz), Printed English manual, and Multi-language manual CD.


## Ordering Information

Fluke-1735 Power Logger


## Performs electrical load studies, energy consumption testing, and general power quality logging

The Fluke 1735 Power Logger is the ideal tool for electricians and maintenance technicians for conducting energy studies and basic power quality logging. The 1735 is easy to set up with its color display and the four included flexible current probes. The 1735 logs most electrical power parameters, harmonics and captures voltage events. View graphs and generate reports with the included Fluke Power Log software.

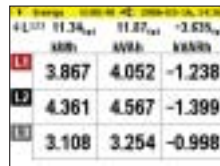
- Record power and associated parameters for up to 45 days
- Monitor maximum power demand over user-defined averaging periods
- Prove the benefit of efficiency improvements with energy consumption tests
- Measure harmonic distortion caused by electronic loads
- Improve reliability by capturing voltage dips and swells from load switching
- Confirm instrument setup easily with color display of waveforms and trends



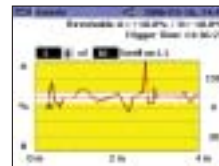
Conduct load studies for up to 45 days and view saved data on-screen or on a computer.



Access voltage and current harmonics up to the 50th.



Quantify energy consumption quickly on-screen or log to memory for extended periods.



Capture voltage events using user-defined thresholds.

## Specifications

(Check the Fluke web for detailed specifications)

Volts rms	V-rms wye measurement ranges: 57 V/66 V/110 V/120 V/127 V/220 V/230 V/240 V/260 V/277 V/347 V/380 V/400 V/417 V/480 V ac V-rms delta measurement ranges: 100 V/115 V/190 V/208 V/220 V/380 V/400 V/415 V/450 V/480 V/600 V/660 V/690 V/720 V/830 V ac
Amps rms	Flexi set measurement range: 15 A/150 A/3000 A rms (at sine) Current clamp measurement range: 1 A/10 A
Frequency	Measurement range: 46 Hz to 54 Hz and 56 Hz to 64 Hz
Harmonics and THD	To 50th harmonic (< 50 % of nom)
Power measurement (P - Active, S - Apparent, Q - Reactive, D - Distorting)	Measuring range: see V-rms and A-rms measurement ranges
Energy Measurement (kWh, KVAh, kVARh)	1 W to 10 W
PF (Power factor)	0.000 to 1.000
Events	Detection of voltage dips, voltage swells and voltage interruptions with a 10 ms resolution and measuring error of the half period sine wave of rms.
<b>Additional capabilities</b>	
Memory	4 MB Flash memory, 3.5 MB for measuring data
Sample rate	10.24 kHz
Line frequency	50 Hz or 60 Hz, user-selectable, with automatic synchronization

**Display:** VGA Graphic Color transmissive displays 320 x 240 pixels with additional background lighting and adjustable contrast, text and graphics in color  
**Interface:** RS-232 SUB-D socket; 115.2 k Baud, 8 data bits, no parity, 1 stop bit, firmware updates are possible with the RS-232 interface (9-pole extension cable)  
**Housing:** IP65; EN60529 (refers only to the main housing without the battery compartment)

**Power supply:** NiMH battery-pack, with ac adapter (15 V to 20 V/0.8 A)  
**Battery Life:** Typical > 12 hours without backlight and > 6 hours with backlight high  
**Operating temperature:** 0°C to +40°C  
**Size (HxWxD):** 240 mm x 180 mm x 110 mm  
**Weight:** 1.7 kg, including battery  
**Three Year Warranty**

## Recommended Accessories

Model	Description
• MBX Clamp 1 A/10 A	3 precision dual range current clamps (1 A/10 A) for secondary CT applications
• C435	Water-tight hard case with rollers