

UT363S Digital Anemometer User Manual

1. Introduction

UT363S with function is a stable, safe, reliable digital anemometer, widely used in mining, electric, iron and steel, petrochemical, energy-saving, navigation, fan manufacturing, exhaust ventilation, sporting and many more industries.

The device has the following features:

- New infrared emission receiving sensor, highly anti-interference and stability
- Split type, easy to measure
- LCD display, clear reading and directly.

This operating manual includes relevant safety information and warnings. Please read this manual carefully and observe all the cautions strictly.

⚠ Warning : Before using the product, please read the operation safety rules carefully.

2. Out of the Box

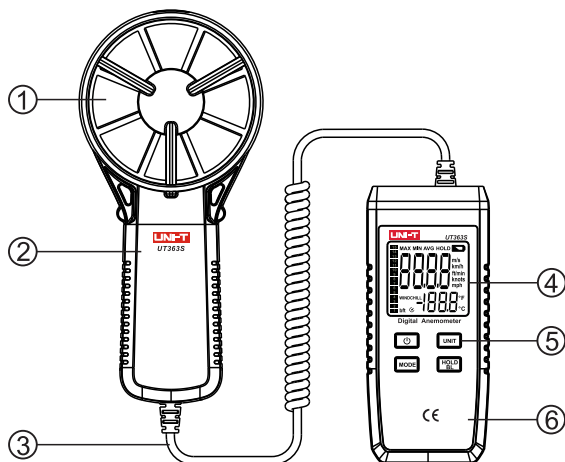
Open the packing box and take out the meter. Please check carefully if any items below are missing or damaged.

Device-----	1
Blister-----	1
User manual-----	1

3. Operation Safety Rules

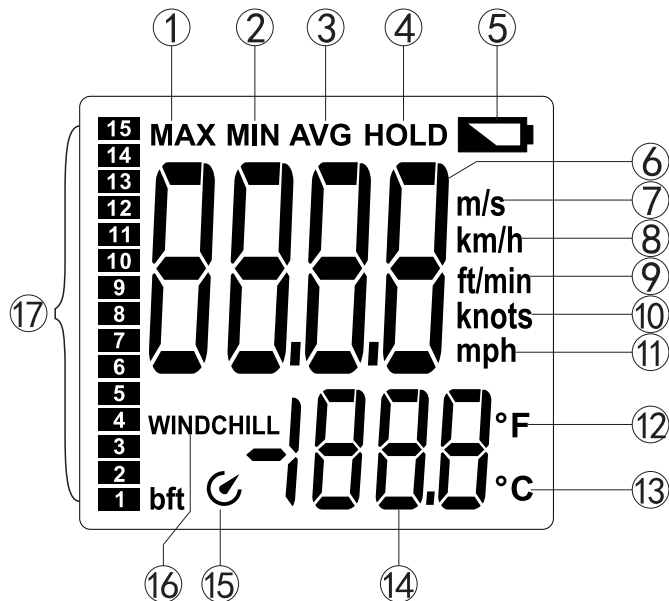
- Please check the meter and the accessories before using and beware of any damage or abnormal phenomenon. If you find the case is damaged or the LCD shows nothing, or you consider that the meter could not work properly anymore, please stop using it.
- Observe the operating instructions while measuring.
- Do not open the meter at will or change internal wiring to avoid damages to the meter.
- When the LCD displays "🔋", replace the battery timely. Remove the battery if the meter is not used for a long time.
- Do not store or use the meter in high temperature, high humidity, flammable, combustible, or strong electromagnetic environment.
- Please use soft cloth and neutral detergent to clean the case for maintenance. Do not use grinding agent and solvent to avoid case corrosion and damaging the meter.

4. Product Exterior



1	Wind speed sensor/temperature sensor	4	LCD display
2	Measurement portion	5	Function keys
3	Flexible cord	6	Device

5. Display Interface



1	MAX	10	Knots
2	MIN	11	mph
3	AVG	12	Fahrenheit
4	HOLD	13	Celsius
5	Low battery	14	Temperature value
6	Wind speed value	15	Auto power off indication
7	m/s	16	Wind chill notification
8	km/h	17	Beaufort scale
9	ft/min		

6. Key functions and setup


- ⏻ On/Off**
When off: long press 1s to start up;
When on: long press 1s to start up/to cancel auto power off; short press again to power off.
- UNIT: Unit conversion key**
Short press this key to cycle between m/s, km/h, ft/min, knots, and mph. Long press this key to change between °C and °F.
- MODE: MAX/MIN/AVG**
Press this key to select maximum, average or normal mode; select maximum and the meter will always show the maximum reading; select average and the meter will always show the average reading.
- HOLD/BL**
HOLD: Short press this key once to hold the measurement reading; short press this key again to exit data hold and continue normal measurement.
BL: Long press this key to turn on/off backlight.

7. Performance Testing

7.1 Specification

Function	Range	Resolution	Accuracy	Remark
Wind Speed Measurement	0.4~30m/s (Standard)	0~99: 0.01 100~999: 0.1 >1000: 1	±(5%+0.5m/s)	Ambient temperature: 23°C±5°C Ambient humidity: ≤80%RH PUFU Wind rating as reference
	1.4~108 km/h (Reference)		±(5%+1.5km/h)	
	78~5905 ft/min (Reference)		±(5%+100ft/min)	
	0.7~58 knots (Reference)		±(5%+1knots)	
	0.8~67 mph (Reference)		±(5%+1mph)	
Temperature Measurement	-10~50°C	0.1°C	±2°C	
	14~122°F	0.2°F	±4°F	
Wind Rating	0~12	1	±1	

7.2 General Type


- LCD display: Wind speed value: 4-bit LCD display;
Temperature value: 3 1/2 bits LCD display
- Overload indication: When the wind speed is over 45m/s or the temperature is lower than -10°C or higher than 50°C, "OL" will be displayed
- Data hold: Display "HOLD"
- MAX/MIN/AVG
- Low battery display: Prompt "  ", should replace the new battery in time
- LCD Backlight: Manual on or manual off
- Sampling rate: 0.5s
- Auto power off: No operation will auto power off after about 5 minutes; can be set to not auto power off.
- Sensor type: Infrared emission receiving wind speed sensor and NTC
- 1m drop test
- Power requirement: 1.5V batteries (AAA) *3

8. Environment Limitation

- Indoor use
- Maximum height: 2000m
- Pollution level: 2
- Working temperature and humidity: 0 °C~40 °C (< 80%RH)
- Storage temperature and humidity: -20 °C~60 °C (< 75%RH)

9. Maintenance

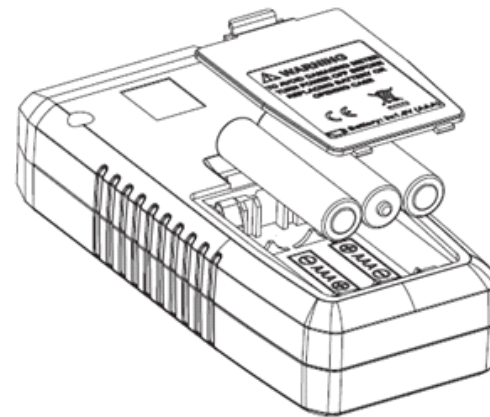
9.1 General Maintenance

 Warning: please do not open the meter case to avoid affecting device accuracy or damage to the meter.

- Maintenance and service of the meter should be accomplished by professional personnel or designated maintenance department.
- Clean the case by dry cloth periodically, detergent with abrasive or solvent composition shall not be used.

9.2 Battery Installation and Replacement

The meter uses 3 pieces of AAA 1.5V batteries. Please see figure below for steps of battery installation and replacement.



UNI-T®

UNI-TREND TECHNOLOGY (CHINA) CO., LTD.

No6, Gong Ye Bei 1st Road,
Songshan Lake National High-Tech Industrial
Development Zone, Dongguan City,
Guangdong Province, China
Tel: (86-769) 8572 3888
<http://www.uni-trend.com>



Certificate No. QAC0956661